

Output transformer for tube headphone amplifiers LL2765

The LL2765 is a three sectioned, dual coil, C-core output transformer for headphone amplifier applications.

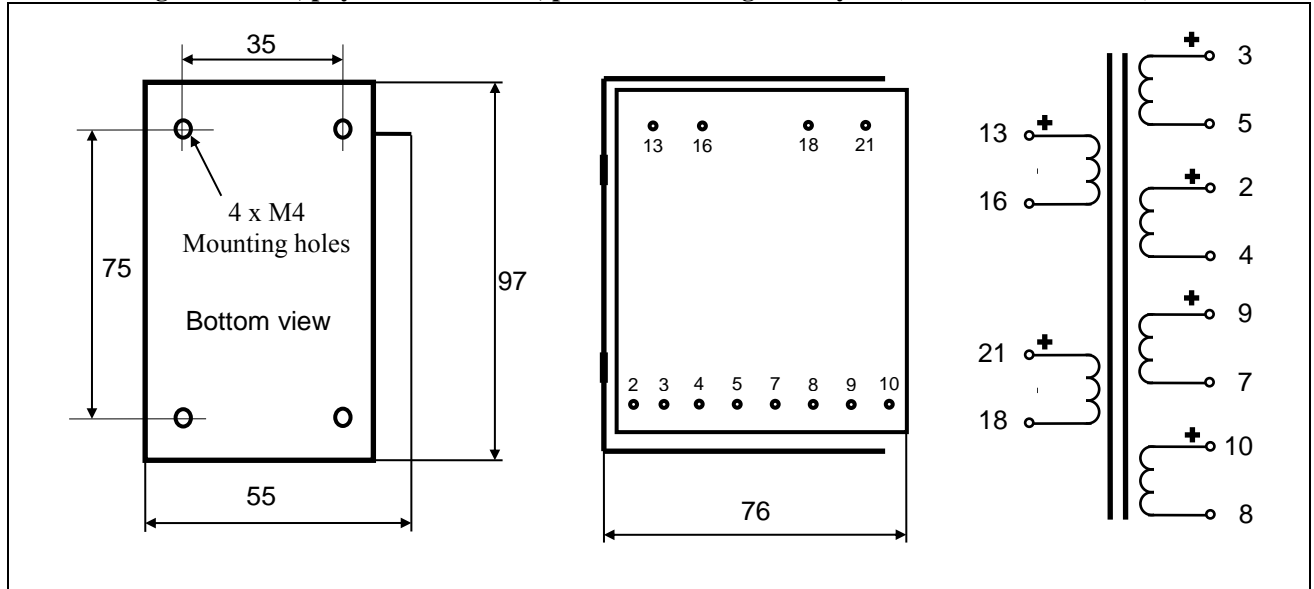
LL2765 is available in PP and SE versions.

The coil is wound using our standard high internal isolation technique with isolation foil between each copper layer. The core is an audio C-core of our own production.

Turns ratio

6+6 : 1+1+1+1

Winding schematics, physical dimensions, pin and mounting hole layout (all dimensions in mm)



Weight:	1.3 kg
Static resistance of each primary:	75 Ω
Static resistance of secondaries 2-4 and 7-9	3.5 Ω
Static resistance of secondaries 3-5 and 8-10	4.5 Ω
Max recommended DC current through primary windings:	180mA (5W heat dissipation)
Isolation between windings / between windings and core:	4 kV / 2 kV
Frequency response	

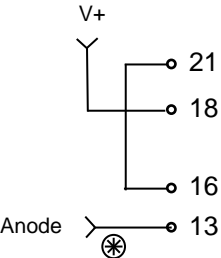
	LL2765/PP	LL2765/30mA
Primary inductance (primaries in series)	170H	64H
Max primary signal at 30 Hz (primaries in series)	370V r.m.s. (PP usage)	160 V r.m.s. (SE usage)

Suggested use

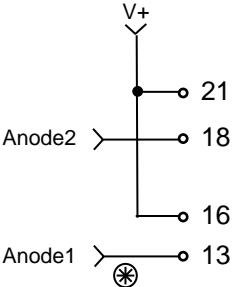
Headphone impedance	Suggested connection alternative	Turns ratio	Primary impedance (ohms)
32 ohms	A	12:1	4.6k
150 ohms	B	6:1	5.4k
600 ohms	C	3:1	5.4 k

Connection alternatives

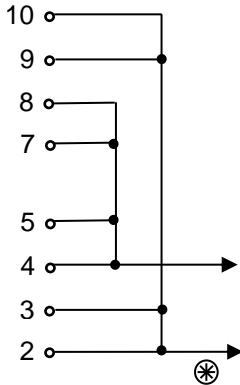
Primary connection for Single-End



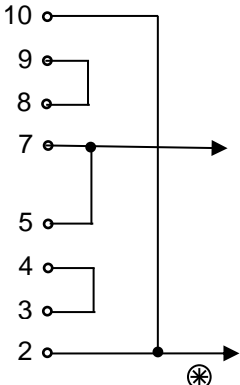
Primary connection for Push-Pull



Secondary connection A (12:1)



Secondary connection B (6:1)



Secondary connection C (3:1)

